



# Chin Hsin Environ Engineering

## Q1 2026 Investor Conference



**CHIN HSIN**

# Safe Harbor Notice

- This document and relevant information herein may contain internal and external forward-looking information and constitute forward-looking statement.
- This document and relevant information may contain certain forward-looking statements. Such forward-looking statement is not actual results but only reflects the Company's estimates and expectations and is subject to inherent risks and uncertainties that could cause actual results to differ materially from such statement.
- Financial numbers in this document contains unaudited and unreviewed information. All information is for reference only.
- Any business outlook or forward-looking statement hereof reflects the Company's estimates and expectations as of now and is subject to change after this date. Unless required by applicable law, the Company undertakes no obligation to update any such information.

**CHIN HSIN**

# Contents

**1. Company Overview**

**2. Q1'26 Financial Results**

**3. Future Operations**

**Outlook**

**CHIN HSIN**

A decorative graphic on the left side of the slide, consisting of a light blue circuit board pattern with various lines and circular nodes.

# Company Overview

**CHIN HSIN**

# About Chin Hsin

A professional **medical waste and industrial waste clearance organization**,  
Established **combining reuse of medical waste plastic and Empty Containers Recycling and Disposal with an environmentally friendly plastic-wood production**  
in **1999** company focused on circular economy.

Paid-in capital  
**460** million NTD

Revenue  
**866** M NTD in 2025  
**288** M NTD as of Apr. 2026

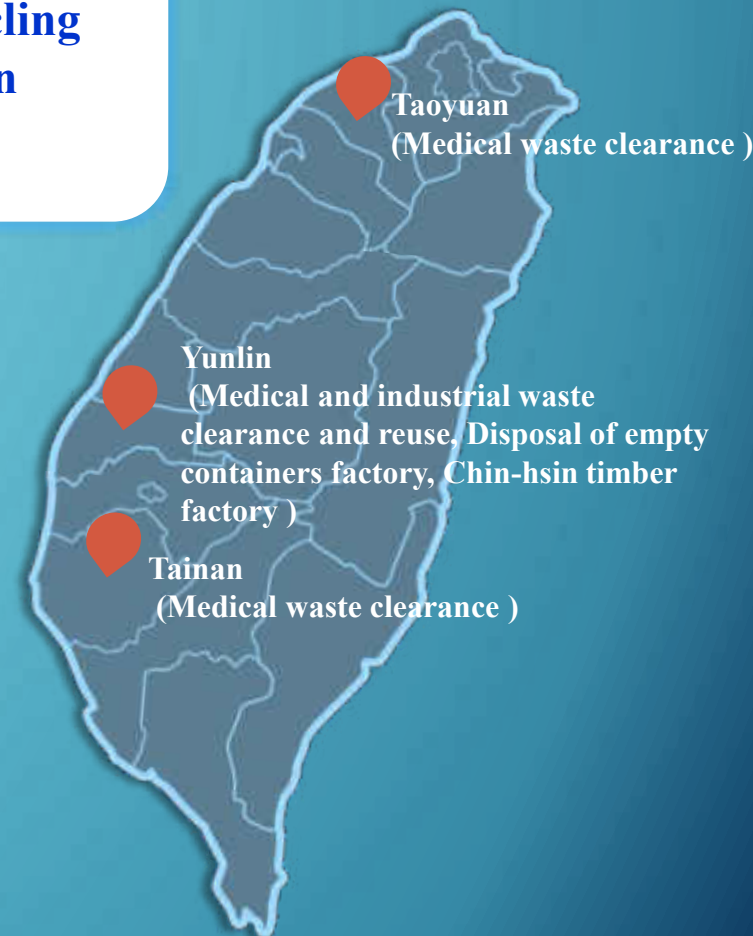
Group employees  
**237**

## Services & Products

- Medical waste clearance
- Industrial waste clearance
- Medical waste reuse
- Treatment and Disposal of Empty Containers
- Chin-hsin timber
- Wastewater treatment

## Business Philosophy

Our core business philosophy is centered around service, innovation, and sustainability. By IT management of waste clearance processes, we transform traditional industries into modern and innovative sectors. Through cross-industry integration, we are committed to converting waste plastics into reusable resources. We promote green thinking in our operational planning and continue to apply our expertise in the three key areas of environmental protection, distribution channels, and circular economy.



**CHIN HSIN**

A decorative graphic on the left side of the slide, consisting of a light blue circuit board pattern with various lines and circular nodes.

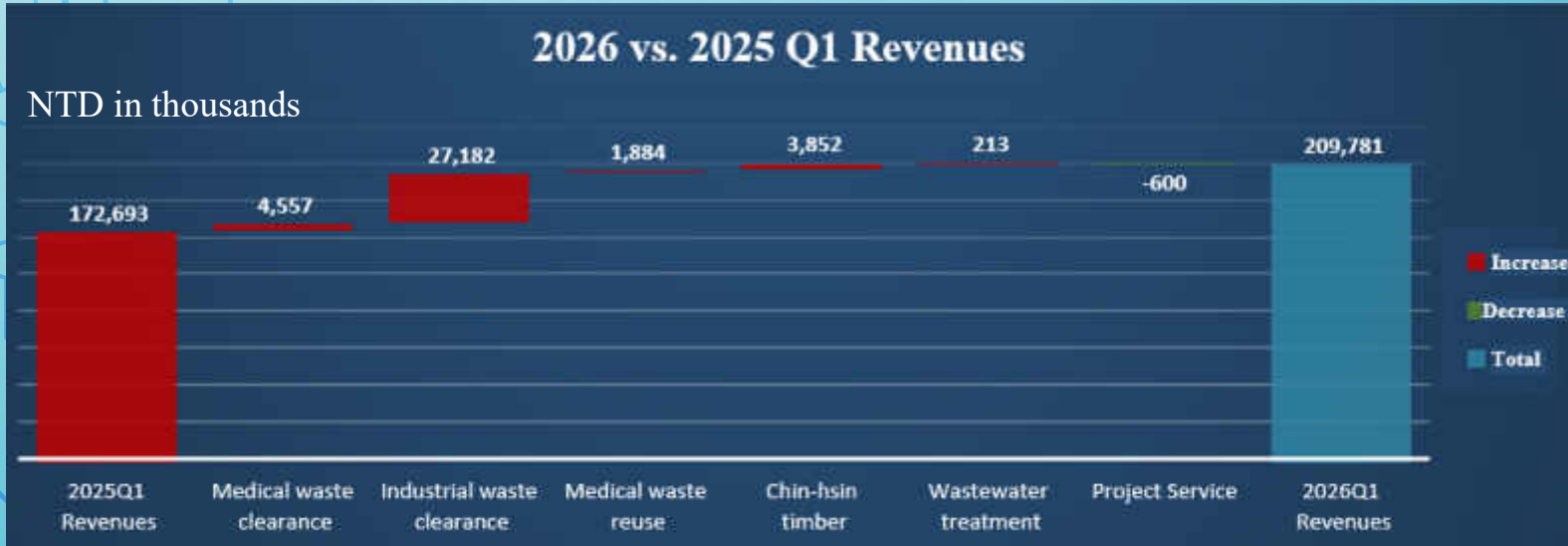
# Q1'26 Financial Results

**CHIN HSIN**

# 2026 Q1 Performance Results



- Medical Waste \$99,596 → \$95,322 (↓\$4,274)  
Increase mainly due to decrease in the volumes wastes collected from hospitals.
- Industrial Waste \$134,511 → \$99,549 (↓\$34,962)  
Decrease due to lower asbestos roofing removal volumes.
- Reuse \$4,772 → \$5,627 (↑855)  
Processing volumes continued to increase.
- Chin-hsin timber \$1,627 → \$6,038 (↑4,411)  
Growth mainly from increased sales of key projects.
- Service Revenue \$11,679 → \$1,146 (↓\$10,533)  
The main consulting project has not yet commenced.



- Medical Waste \$90,765 → \$95,322 (↑\$4,557)  
Increase mainly due to higher case volume and price adjustments by clinics.
- Industrial Waste \$72,367 → \$99,549 (↑\$27,182)  
Decrease due to lower asbestos roofing removal volumes.
- Reuse \$3,743 → \$5,627 (↑\$1,884)  
Processing volumes continued to increase.
- Chin-hsin timber \$2,186 → \$6,038 (↑\$3,852)  
Growth mainly from increased sales of key projects.
- Service Revenue \$1,746 → \$1,146 (↓\$600)  
The main consulting project has not yet commenced.

# 2026 Q1 Financial Results Summary

## Statements of Income(Quarterly)

(NTD in thousands)	Q1/26	Q4/25	QoQ	Q1/25	YoY
Revenues	209,781	254,154	-17%	172,693	21%
Gross Profit	127,774	152,824	-16%	100,305	27%
Gross Profit Margin	60.89%	60.13%		58.08%	
Operating Income	84,570	111,148	-24%	63,610	33%
Operating Profit Margin	40.31%	43.73%		36.83%	
Total Non-Op. Income and Expenses	1,086	(46,312)	102%	968	12%
Income Before Tax	85,656	64,836	32%	64,578	33%
Income Tax Expense	(17,218)	(13,129)	32%	(13,010)	32%
Profit (Loss)	68,438	51,707	32%	51,568	33%
Net Profit Margin	32.62%	20.34%		29.86%	
Earnings Per Share (NTD)	1.49	1.13	32%	1.12	14%

CHIN HSIN

# 2026 Q1 Cash Flow

## Statements of Cash Flow

(NTD in thousands)	2026.1.1-2026.3.31	2025.1.1-2025.3.31
Net Cash Flows from (Used in) Operating Activities	80,853	79,017
Net Cash Flows from (Used in) Investing Activities	(33,945)	(239,766)
Net Cash Flows from (Used in) Financing Activities	(22,936)	(11,240)
Capital Expenditures	(35,074)	(216,214)
Free Cash Flow (FCF) <sup>1</sup>	45,779	(137,197)

1. Free Cash Flow = Net Cash Flows from (Used in) Operating Activities – Capital Expenditures

CHIN HSIN

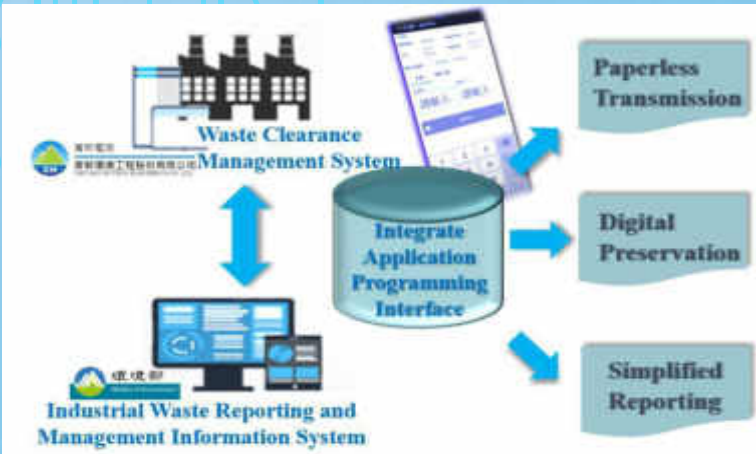
A decorative graphic on the left side of the slide, consisting of a network of light blue lines and circles resembling a circuit board or data flow diagram.

# Future Operations Outlook

**CHIN HSIN**

# Medical Waste and Industrial Waste Clearance

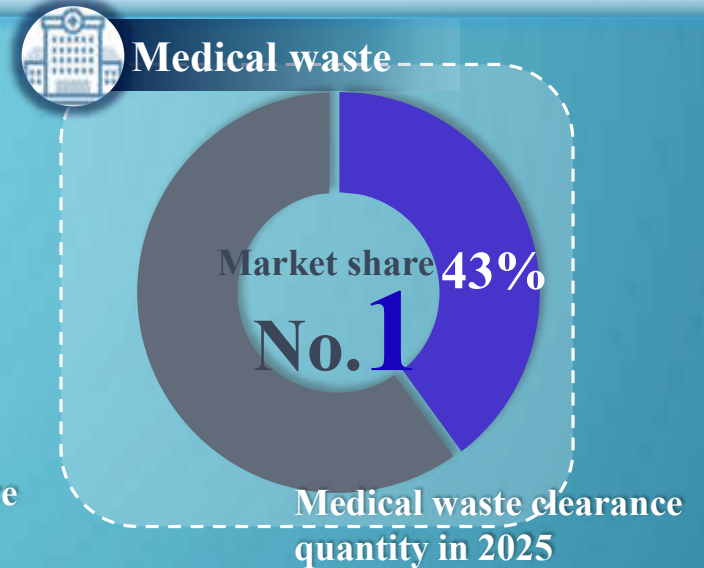
With extensive industry experience and a solid customer base, both industrial and medical waste segments continue to grow steadily. The Company will further strengthen customer relationships and expand its service footprint through the “Chin Hsin” brand.



Mobile Device-based Soft Copy Manifest Reporting System



Scan the delivery slip for real-time GPS tracking



## Business Development Direction

Develop downstream partnerships for resource recovery facilities.

Expand hazardous liquid waste removal services for tech companies.


Continue government asbestos roofing removal projects.

Compete for public medical institution tenders.

Develop project business for biotech industry.

**CHIN HSIN**

# Medical Waste Reuse



Initial Manual Sorting



Sterilizing with High Temperature and High Pressure



Cleaning, Sorting, Cutting, and Extruding

Integrate existing customer base and optimize processes to realize high-value waste transformation through the "Chin-hsin timber" product, building a complete circular economy business model.

## Business Development Direction

Increase approvals for additional recycling/reuse processing items.

Align with government medical ESG policies; healthcare institutions strengthen waste reuse initiatives.

Enhance R&D investment and optimize processes to improve "Chin-hsin timber" conversion rate for waste plastics.

Market share of Medical waste **clearance**

**30%**

2024 Reuse potential clients (our clearance clients)

Market share of Medical waste **reuse**

**10%**

2024 Reuse acquired clients

**CHIN HSIN**

# Treatment and Disposal of Empty Containers

## Operations Base and Production Line Overview

- Douliu Plant (Douliu Industrial Park)
- Processes recycled plastic containers through shredding, washing, sorting, and extrusion to produce plastic flakes and pellets.
- Q4 2025: Production line construction completed and trial operation
- April 2026: Commercial production begins

## Business Development Direction

- Stable market supply + government subsidies
- Profit-oriented target in 2026
- Starting from recycling, gradually expand into pelletizing and final product development



CHIN HSIN

# Environmentally Friendly Building Materials- Chin-Hsin Timber

Obtain certifications and inspection approvals



Green Building Material Label



ISO9001:2015 Manufacturing of Environmentally Friendly Building Materials



CNS15730 Wood-Plastic Recycled Composite



CNS7774 Rigid Foam Urethane for Heat Insulating

## Business Development Direction

Compete to become a material supplier for government public works projects.

Expand contract manufacturing business and establish partnerships with industry peers.



CHIN HSIN

# Thanks

# &

# Questions



CHIN HSIN

15